



**Welcome to  
Kingswood Public  
School**

My name is:

---



**Welcome to  
Kingswood Public  
School**

My name is:

# This is the school crossing



I need to walk safely across the crossing to get to school.

---

# This is the school crossing



I need to walk safely across the crossing to get to school.

**These are the school gates**



I walk through the gates to enter my school.

---

**These are the school gates**



I walk through the gates to enter my school.

# This is how I can get to school



I can walk, ride, catch the bus or be driven to school.

---

# This is how I can get to school



I can walk, ride, catch the bus or be driven to school.

## These are the bike racks



If I ride my bike or scooter, I need to remember to wear a helmet and park my ride at the bike rack.

---

## These are the bike racks



If I ride my bike or scooter, I need to remember to wear a helmet and park my ride at the bike rack.

# This is what I need for school



It is important I have a bag with a lunch box, drink bottle, hat and spare clothes. I need to write my name on all my belongings.

---

# This is what I need for school



It is important I have a bag with a lunch box, drink bottle, hat and spare clothes. I need to write my name on all my belongings.

# This is where I line up



In the morning, I line up with my class on my class hopscotch and wait for my teacher before heading into my classroom.

---

# This is where I line up



In the morning, I line up with my class on my class hopscotch and wait for my teacher before heading into my classroom.

# This is where I hang my bag



When I walk to my classroom, I place my bag and hat on a bag hook and then move into the room.

---


# This is where I hang my bag



When I walk to my classroom, I place my bag and hat on a bag hook and then move into the room.





# This is where I learn



During learning time, my teacher might ask me to sit on the floor, at a desk or use technology to help me complete tasks.

---

# This is where I learn



During learning time, my teacher might ask me to sit on the floor, at a desk or use technology to help me complete tasks.

# This is what I can eat for crunch and sip

Don't forget to pack Crunch&Sip® every day...

Crunch&Sip® is a set time for your child to eat vegetables or fruit and drink water in the classroom.



I enjoy healthy foods during break times and crunch  
and sip.

# This is what I can eat for crunch and sip

Don't forget to pack Crunch&Sip® every day...

Crunch&Sip® is a set time for your child to eat vegetables or fruit and drink water in the classroom.



I enjoy healthy foods during break times and crunch  
and sip.

## Here are some places I can play during recess



At recess, I can play on the bottom playground, in the walking garden or I can run around on Pixieland.

---

## Here are some places I can play during recess



At recess, I can play on the bottom playground, in the walking garden or I can run around on Pixieland.

## Here are some places I can play during lunch



At lunch time, I can play on all of the bottom playgrounds and the top playground. There are lots of areas that I can play in.

---

## Here are some places I can play during lunch



At lunch time, I can play on all of the bottom playgrounds and the top playground. There are lots of areas that I can play in.

## Here is some equipment I can borrow at lunch time



At lunch time, I can borrow sport equipment from the sports storeroom.

---

## Here is some equipment I can borrow at lunch time



At lunch time, I can borrow sport equipment from the sports storeroom.

## Here are our bathrooms



Toilets are located close to my classroom for me to use throughout the day.

---

## Here are our bathrooms



Toilets are located close to my classroom for me to use throughout the day.

# Here is my school hat



It is important I remember to wear a hat when I go outside to  
learn or play.

---

# Here is my school hat



It is important I remember to wear a hat when I go outside to  
learn or play.

## Here is the teacher on duty



During break times, if I need help, I can look for teachers wearing Hi-Vis vests.

---

## Here is the teacher on duty



During break times, if I need help, I can look for teachers wearing Hi-Vis vests.




## Here is the office



The office is a place I go if I am delivering a message, if I need help or I am feeling unwell.

---

## Here is the office



The office is a place I go if I am delivering a message, if I need help or I am feeling unwell.


# Here is the library



I will visit the library to read, borrow books and participate in library lessons.


---

# Here is the library



I will visit the library to read, borrow books and participate in library lessons.


## Here is the hall



I can visit the hall to attend school assemblies, incursions or learn with my class or stage.


---

## Here is the hall




I can visit the hall to attend school assemblies, incursions or learn with my class or stage.

# Learning is lots of fun at Kingswood Public School!



# Learning is lots of fun at Kingswood Public School!



**When I get home I will tell my family about all the wonderful things I have done at my school.**



**When I get home I will tell my family about all the wonderful things I have done at my school.**

